
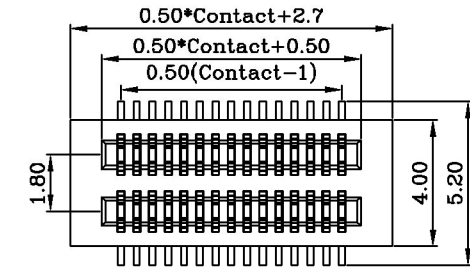


0.5mm(0.02") Board To Board
SMT Female Contacts

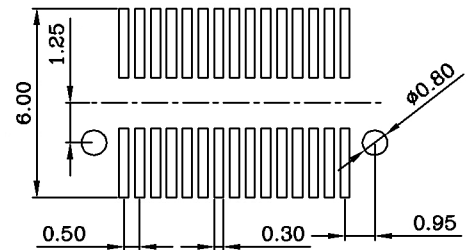
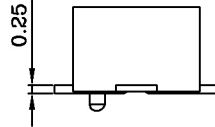
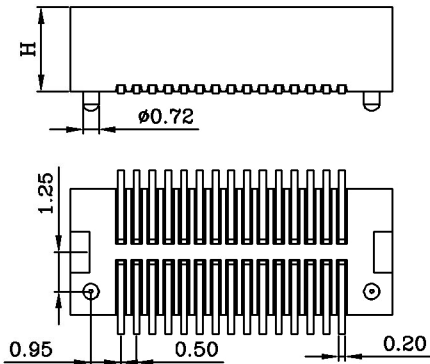
● SPECIFICATIONS ●



Current Rating: 0.75A@80°C ambient
Operating Temp Range: -40°C to +125°C
Insulator Material: LCP(UL94V-0)
Contact Material: Phosphor Bronze
Max Processing Temp: 260°C for 10 seconds
Plating: Standard Plating G1
Unit: mm
Unspecified Tolerance: ±0.2



Female Height	Male Height	Stacked Height (Number of Contact)
H=3.5	H=2.5	H=6.0 (24)
	H=2.0	H=5.5 (24,28)
	H=1.5	H=5.0 (20,30)
	H=1.0	H=4.5 (20,40,60)
H=2.1	H=1.9	H=4.0 (8,24,32)
	H=1.4	H=3.5 (12,20,30,32,60)
	H=0.9	H=3.0 (10,12,16,20,24,26,30,32,50,60)
H=1.4	H=0.6	H=2.0 (20,40,60,64)



P.C.B LAYOUT

The length of pin for contact side and PCB side can be optional, based upon customer's demands
 How to order Please fill in "X" with appropriate codes listed in the tables below.

J 0 2 0 1 1 - X X X G 1 N L W X X

Number of Contact
xxx contacts

Contact Plating
*Standard Plating : G1 1u"
Other plating, please refer to Page 1

Base Color
N Natural

Insulator
L LCP

Female Height
A 3.5mm
B 1.4mm
H 2.1mm

Packing
please refer to Page 1

W With locating Peg